

## OTi DALI 25/220...240/300 D NFCFL

OPTOTRONIC Intelligent Flat | – Dimmable DALI (non-isolated)



### Areas of application

- Linear lighting for office, education, industry, storage areas and retail
- Installation in emergency lighting systems according to IEC 61347-2-13, appendix J
- Suitable for luminaires of protection class I

### Product family benefits

- Flat housing (16 mm height) for innovative luminaire designs and applications
- Fully programmable via software (DALI Interface, NFC)
- Advanced luminaire/driver data (power, energy, operating hours...) for analytics
- Prepared for DiiA Specification Parts -251, -252 and -253
- Lifetime: up to 100,000 h (temperature at  $T_c = 65^\circ\text{C}$ , max. 10 % failure rate)
- High-quality dimming of 1...100 % (amplitude and/or PWM selectable by software)
- Higher quality of light thanks to < 1% output ripple current
- Very high efficiency
- Fulfill safety requirement due to overload, overtemperature, Hot Plug protection



## Product datasheet

---

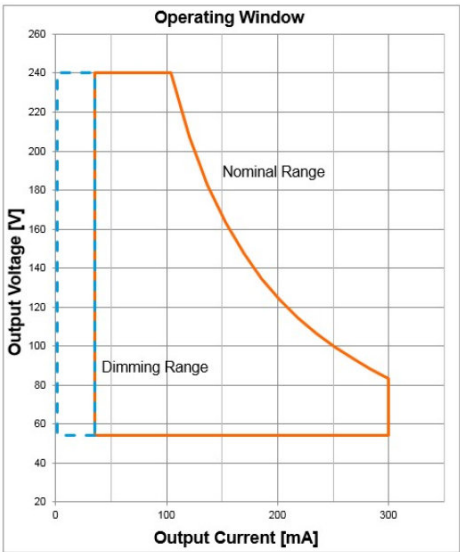
### Product family features

- Line frequency: 0 Hz | 50 Hz | 60 Hz
- Versatile DALI window driver up to 75 W due to flexible output characteristic
- Supply voltage: 220...240 V
- Available with output current range: up to 500 mA
- DALI-2 certified (Part -101,-102 and -207)
- Monitoring of luminaire operating parameters
- Constant Lumen Output (CLO)
- Non-isolated drivers

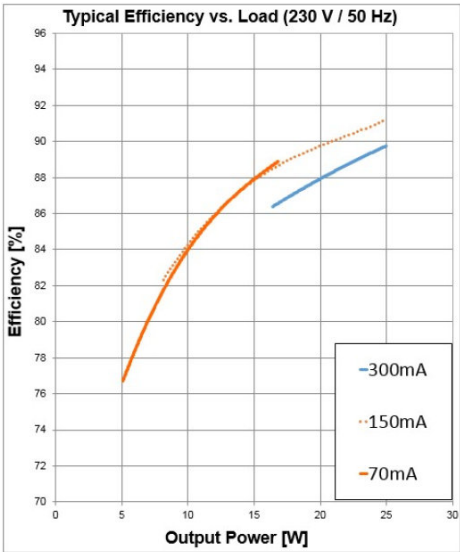
## Technical data

### Electrical data

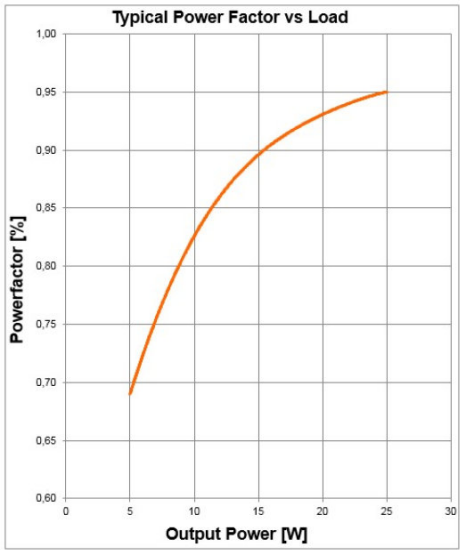
Nominal input voltage	220...240 V
Mains frequency	0/50/60 Hz
Input voltage AC	198...264 V
Input voltage DC	176...276 V
Current set	DALI / NFC
Total harmonic distortion	9.50 %
Power factor $\lambda$	> 0.95
ECG efficiency	up to 90.5 %
Device power loss	2.0 W
Power loss in stand-by mode	<0.15 W
Protective conductor current	<0.5 mA
Inrush current	21 A
Max. ECG no. on circuit breaker 10 A (B)	17
Max. ECG no. on circuit breaker 16 A (B)	28
Max. ECG no. on circuit breaker 25 A (B)	-
Surge capability (L/N-Ground)	2 kV
Surge capability (L-N)	1 kV
Nominal output voltage	54...240 V
U-OUT (working voltage)	54...240 V
Nominal output current	35...300 mA
Default output current	35 mA
Output current tolerance	±3 %
Output ripple current (100 Hz)	< 1 %
Nominal output power	25 W
Galvanic isolation	Non isolated



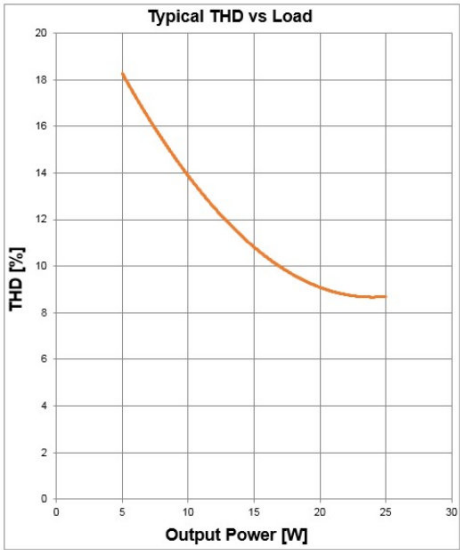
Operating Window



Typical Efficiency v Load 230 V 50 Hz

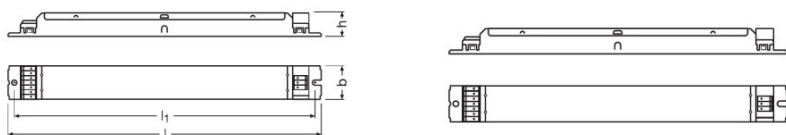


Typical Power Factor v Load



Typical THD v Load

## Dimensions & weight



Mounting hole spacing, length	270.0 mm
Product weight	205.00 g
Cable cross-section, input side	0.5...1.5 mm <sup>2</sup>
Cable cross-section, output side	0.5...1.5 mm <sup>2</sup>
Wire preparation length, input side	8.0...9.0 mm
Wire preparation length, output side	8.0...9.0 mm
Length	280.0 mm
Width	30.0 mm
Height	16.0 mm

## Colors & materials

Casing material	Metal
-----------------	-------

## Temperatures & operating conditions

Ambient temperature range	-25...+60 °C
Maximum temperature at tc test point	75 °C
Max.housing temperature in case of fault	110 °C
Temperature range at storage	-40...+85 °C
Permitted rel. humidity during operation	5...85 % <sup>1)</sup>

<sup>1)</sup> Maximum 56 days/year at 85 %

## Lifespan

ECG lifetime	50000 / 100000 h
--------------	------------------

## Additional product data

Encapsulated	No
--------------	----

### Capabilities

Programming interface	DALI, NFC
Dimmable	Yes
Dimming interface	DALI-2
Dimming range	0.1...100 %
Dimming method	DALI
Constant lumen function	Yes
Overheating protection	Yes
Overload protection	Yes
Short-circuit protection	Yes
No-load proof	Yes
Max. cable length to lamp/LED module	2.0 m
Suitable for fixtures with prot. class	I
Suitable for emergency lighting	Yes
Type of connection, output side	Push terminal
Number of channels	1

### Programming

Tuner4TRONIC	Yes
Tuner4TRONIC Field App	No
Programming device	DALI / NFC

### Programmable features

Operating Current	Yes
Tuning Factor	Yes
Constant Lumen	Yes
Lamp Operating Time	Yes
Thermal Protection	Yes
Driver Guard	Yes
DALI Settings	Yes
Emergency Mode	Yes
DALI-2 Luminaire Data	Yes
Configuration Lock	Yes
Soft Switch Off	Yes
Dim to Dark	Yes
TouchDIM + Sensor	Yes
Corridor Functionality	Yes
OEM Key	Yes

## Product datasheet













### Certificates & standards

Approval marks – approval	CE / VDE-ENEC / VDE-EMC / EAC / CCC / BIS
Standards	Acc. to IEC 61347-1/Acc. to IEC 61347-2-13/Acc. to IEC 62384/Acc. to IEC 62386/Acc. to IEC 61000-3-2/Acc. to IEC 61000-3-3/Acc. to IEC 61547
Type of protection	IP20

### Logistical data

Commodity code	850440829000
----------------	--------------

### Download Data

File	
 User instruction OPTOTRONIC LED Power Supply	
 User instruction OPTOTRONIC LED Power Supply	
 Certificates OT EMC 40050085 200220	
 Certificates OT ENEC 40038085 200220	
 Certificates OT EMC 40044675 170420	
 Certificates INOTEC Conformity declaration AM18335 OTi DALI 25 220-240 300 D NFC F L	
 Declarations of conformity EU Declaration of Conformity 3747608	
 Declarations of conformity EATON(CEAG) Conformity declaration AM18335 OTi DALI 25 220-240 300 D NFC F L (EN)	
 CAD data OTi DALI D NFC FL IGS 090120	
 CAD data OTi DALI D NFC FL STEP 090120	
 CAD Data 2-dim OTi DALI D NFC FL CAD2PDF 090120	
 CAD data 3-dim OTi DALI D NFC FL CAD3PDF 090120	

### Logistical Data

## Product datasheet

Product code	Product description	Packaging unit (Pieces/Unit)	Dimensions (length x width x height)	Volume	Gross weight
4062172020749	OTi DALI 25/220...240/300 D NFCFL	Shipping carton box 20	300 mm x 128 mm x 106 mm	4.07 dm <sup>3</sup>	4294.00 g

The mentioned product code describes the smallest quantity unit which can be ordered. One shipping unit can contain one or more single products. When placing an order, for the quantity please enter single or multiples of a shipping unit.

### Data privacy

This OSRAM driver can be configured using the Tuner4TRONIC software. This requires registering on [www.mynosram.com](http://www.mynosram.com) and downloading the Tuner4TRONIC software from the Internet. The Tuner4TRONIC software enables users to access and view the operational data of a luminaire or driver via the corresponding programming interfaces. A password key (Config Lock) must be set up in the driver via the Tuner4TRONIC software in order to control which users can access and view operational data. Follow the instructions for password setup. To grant an external person or company rights to access or view operational data, you can assign password keys. In this case, however, you are responsible for ensuring that the third party concerned takes notice of the information described here. However, OSRAM can read out operating data from devices for maintenance and service purposes even when a password key has been assigned. In individual cases, OSRAM will also use its access rights in order to optimize or improve driver hardware and driver functions. In accordance with data privacy principles, any user of operating data (luminaire manufacturers, third parties with access rights) must ensure that personal data (e.g. name, address, location IDs) are only merged with the prior written consent of the person (end user) concerned. The respective user of the operating data is responsible for providing evidence of consent.

### Disclaimer

Subject to change without notice. Errors and omission excepted. Always make sure to use the most recent release.