

## OT FIT 35/220...240/700 CS L G2

OPTOTRONIC FIT CS L G2 | Linear / Area Constant Current – Non dimmable



### Areas of application

- Linear lighting for office, education, industry, storage areas and retail
- Installation in emergency lighting systems according to IEC 61347-2-13, appendix J
- Suitable for luminaires of protection class I

### Product family benefits

- Flexible current setting (DIPswitch – 4 currents)
- Lifetime: up to 100,000 h (temperature at  $T_c = 65^\circ\text{C}$ , max. 10 % failure rate)
- High efficiency
- High quality of light thanks to low output ripple current
- Fulfill safety requirement due to overload, overtemperature, Hot Plug protection

### Product family features

- Line frequency: 0 Hz | 50 Hz | 60 Hz
- Versatile scope of application due to output power range of up to 75 W
- Supply voltage: 220...240 V
- Available with output current range: up to 1,400 mA
- SELV system

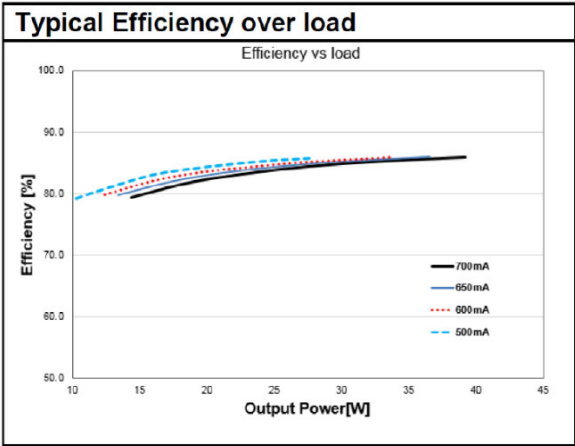
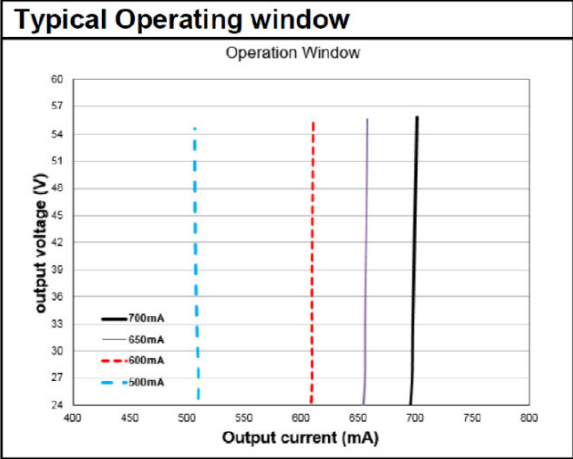


### Technical data

#### Electrical data

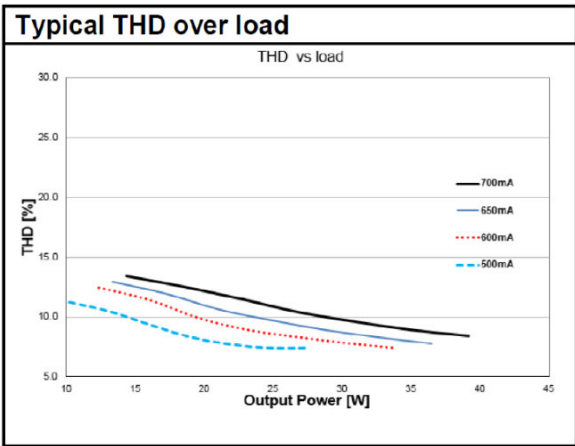
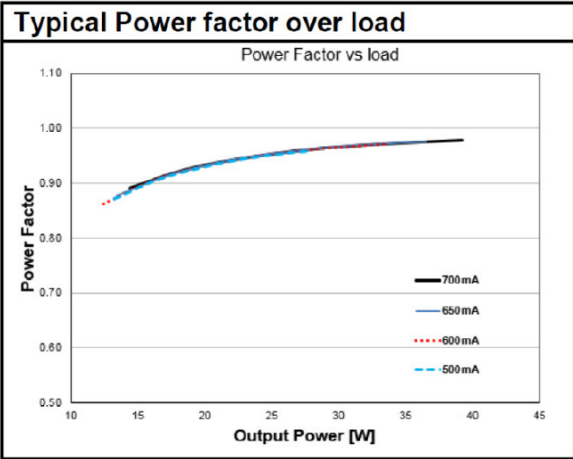
|  |                           |
|--|---------------------------|
| Nominal input voltage                    | 220...240 V               |
| Mains frequency                          | 0/50/60 Hz                |
| Input voltage AC                         | 198...264 V <sup>1)</sup> |
| Input voltage DC                         | 176...276 V               |
| Current set                              | DipSwitch                 |
| Total harmonic distortion                | < 10 %                    |
| Power factor $\lambda$                   | 0.98                      |
| ECG efficiency                           | ≤86 %                     |
| Device power loss                        | 5.8 W                     |
| Inrush current                           | 16 A                      |
| Max. ECG no. on circuit breaker 10 A (B) | 21                        |
| Max. ECG no. on circuit breaker 16 A (B) | 34                        |
| Max. ECG no. on circuit breaker 25 A (B) | -                         |
| Surge capability (L/N-Ground)            | 2 kV                      |
| Surge capability (L-N)                   | 1 kV                      |
| Nominal output voltage                   | 27...51 V                 |
| U-OUT (working voltage)                  | < 60 V                    |
| Nominal output current                   | 500 / 600 / 650 / 700 mA  |
| Output current tolerance                 | ±7.5 %                    |
| Output ripple current (100 Hz)           | < 5 %                     |
| Nominal output power                     | 13.5...35.7 W             |
| Galvanic isolation                       | SELV                      |

<sup>1)</sup> Permitted voltage range



Operating Window

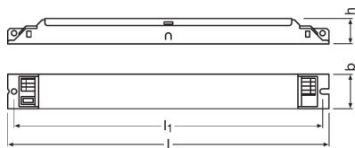
Typical Efficiency v Load 230 V 50 Hz



Typical Power Factor v Load

Typical THD v Load

## Dimensions & weight



|                                      |                           |
|--------------------------------------|---------------------------|
| Mounting hole spacing, length        | 270.0 mm                  |
| Product weight                       | 205.00 g                  |
| Cable cross-section, input side      | 0.5...1.5 mm <sup>2</sup> |
| Cable cross-section, output side     | 0.5...1.5 mm <sup>2</sup> |
| Wire preparation length, input side  | 8.5...9.5 mm              |
| Wire preparation length, output side | 8.5...9.5 mm              |
| Length                               | 280.0 mm                  |
| Width                                | 30.0 mm                   |
| Height                               | 21.0 mm                   |

## Colors & materials

|                 |       |
|-----------------|-------|
| Casing material | Metal |
|-----------------|-------|

## Temperatures & operating conditions

|  |                        |
|--|------------------------|
| Ambient temperature range                | -25...+50 °C           |
| Maximum temperature at tc test point     | 80 °C                  |
| Max.housing temperature in case of fault | 110 °C                 |
| Temperature range at storage             | -25...85 °C            |
| Permitted rel. humidity during operation | 5...85 % <sup>1)</sup> |

<sup>1)</sup> Maximum 56 days/year at 85 %

## Lifespan

|              |                                |
|--------------|--------------------------------|
| ECG lifetime | 50000 / 100000 h <sup>1)</sup> |
|--------------|--------------------------------|

<sup>1)</sup> At maximum T<sub>c</sub> = 75 °C / 10% failure rate / At T<sub>c</sub> = 65 °C / 10% failure rate

## Additional product data

|              |    |
|--------------|----|
| Encapsulated | No |
|--------------|----|

### Capabilities

|  |                      |
|--|----------------------|
| Dimmable                               | No                   |
| Overheating protection                 | Automatic reversible |
| Overload protection                    | Non-reversible       |
| Short-circuit protection               | Automatic reversible |
| No-load proof                          | Yes                  |
| Max. cable length to lamp/LED module   | 2.0 m                |
| Suitable for fixtures with prot. class | I                    |
| Suitable for emergency lighting        | Yes                  |
| Type of connection, output side        | Push terminal        |
| Number of channels                     | 1                    |

### Programming

|                        |           |
|------------------------|-----------|
| Tuner4TRONIC           | No        |
| Tuner4TRONIC Field App | No        |
| Programming device     | DIPswitch |






### Certificates & standards

|                           |  |
|---------------------------|--|
| Approval marks – approval | CE / EL / ENEC 10 / VDE-EMC / CCC / RCM  |
| Standards                 | Acc. to EN 61347-1/Acc. to EN 61347-2-13/Acc. to EN 62384/Acc. to EN 61000-3-2/Acc. to EN 61000-3-3/Acc. to EN 61547 |
| Protection class          | I  |
| Type of protection        | IP20   |

### Logistical data

|                |              |
|----------------|--------------|
| Commodity code | 850440829000 |
|----------------|--------------|

### Download Data

| File  |  |
|---|--|
|  | User instruction<br>OT FIT 35 55 75 220-240 CS L G2              |
|  | Product Datasheet<br>OT FIT 35220&#150;240700 CS L G2            |
|  | Certificates<br>INOTEC Certificate OT FIT 35700 CS L G2          |
|  | Certificates<br>INOTEC Certificate OT FIT 35700 CS L G2 appendix |
|  | Certificates<br>VDE ENEC Certificate 40046756                    |

## Product datasheet



Certificates  
VDE EMC Certificate 40046714



Declarations of conformity  
OT FIT CS L G2 CE 3666934 211119



Declarations of conformity  
711957\_Declaration of Conformity OT FIT CS L

## Logistical Data

| Product code  | Product description                | Packaging unit (Pieces/Unit) | Dimensions (length x width x height) | Volume               | Gross weight |
|---------------|------------------------------------|------------------------------|--------------------------------------|----------------------|--------------|
| 4052899522534 | OT FIT 35/220...240/700<br>CS L G2 | Shipping carton box<br>20    | 303 mm x 159 mm x 101 mm             | 4.87 dm <sup>3</sup> | 4419.00 g    |

The mentioned product code describes the smallest quantity unit which can be ordered. One shipping unit can contain one or more single products. When placing an order, for the quantity please enter single or multiples of a shipping unit.

## Disclaimer

Subject to change without notice. Errors and omission excepted. Always make sure to use the most recent release.