

## OTi DALI 35/220...240/400 D NFC TW L

OPTOTRONIC Intelligent Tunable White | – Dimmable DALI (non-isolated)



### Areas of application

- For Tunable White as well as for 2-channel use (e.g. direct/indirect lighting)
- Linear lighting for office, education, industry, storage areas and retail
- Installation in emergency lighting systems according to IEC 61347-2-13, appendix J
- Suitable for installation in emergency lighting systems according to EN 60598-2-22
- Suitable for luminaires of protection class I
- Perfect system match with PrevaLED Linear Tunable White

### Product family benefits

- Control of standard white or Tunable White light acc. DALI device type 8 (DT8)\*
- TouchDIM Tunable White integrated for use without additional LMS
- Fully programmable via T4T software (NFC, DALI Interface)
- Lifetime: up to 100,000 h (temperature at  $T_c = 65\text{ }^\circ\text{C}$ , max. 10 % failure rate)
- High-quality dimming of 1...100 % (amplitude and/or PWM selectable by software)
- High quality of light thanks to <1% output ripple current
- Very high efficiency
- Fulfill safety requirement due to overload, overtemperature, Hot Plug protection



## Product datasheet

---

### Versatile scope of application due to OSRAM DALI Technology:

- Easy to use in corridors and restrooms because of three-level Corridor function
- Touch DIM application: easy to control via pushbutton or sensor
- Energy efficient Touch DIM operation due to automatic switch-off at sufficient residual light
- Suitable for emergency Installations (acc. to EN 60598-2-22 and IEC 61347-2-13, appendix J) thanks to DC detection (0 Hz, pulsating DC), on/off switchable
- Feedback of power consumption and operating hours (Fit for SMART GRID)
- Suitable for buildings according to EPBD/BREEAM/LEED due to automatic Constant Lumen Output setting
- Luminaire information for easy maintenance

---

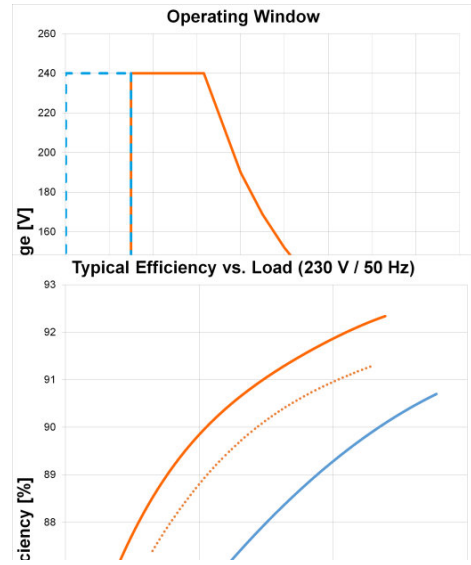
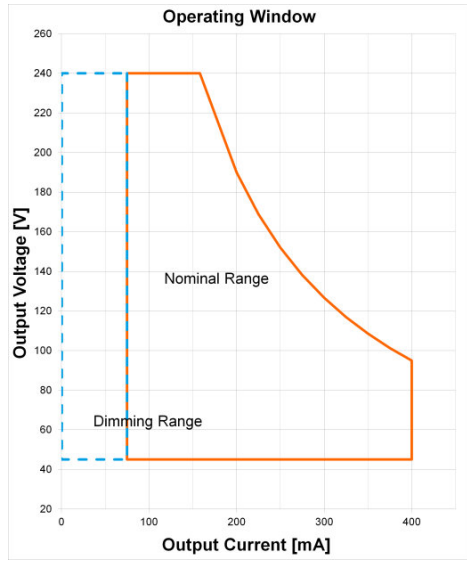
### Product family features

- Line frequency: 0 Hz | 50 Hz | 60 Hz
- Versatile DALI window driver up to 75 W due to flexible output characteristic
- Supply voltage: 220...240 V
- Usable as DT6 (2-channel) or DT8 (Tunable White) driver\*
- Available with output current range: up to 700 mA
- Constant Lumen Output (CLO)
- Integrated customizable thermal management (Driver Guard)
- Non-isolated drivers

### Technical data

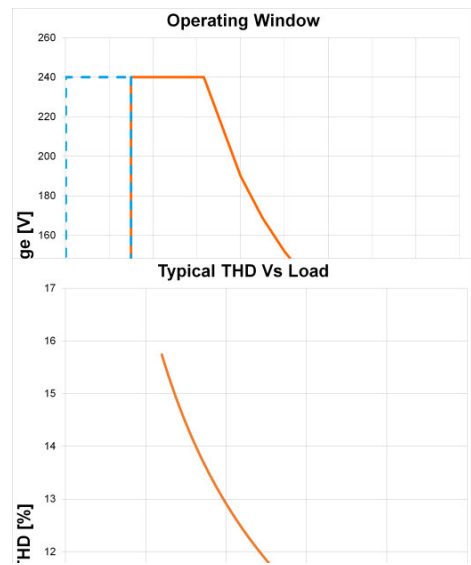
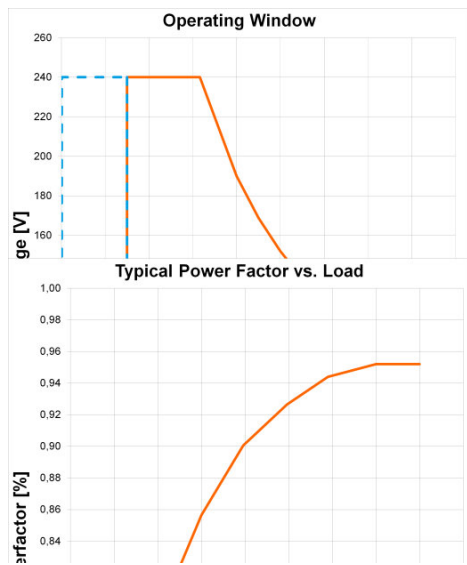
#### Electrical data

Nominal input voltage	220...240 V
Mains frequency	50...60 Hz
Input voltage AC	198...264 V
Input voltage DC	176...276 V
Current set	DALI / NFC / Programmable
Total harmonic distortion	< 10 %
Power factor $\lambda$	> 0.95
ECG efficiency	up to 90 %
Device power loss	3.0 W
Power loss in stand-by mode	<0.2 W
Inrush current	17 A
Max. ECG no. on circuit breaker 10 A (B)	19
Max. ECG no. on circuit breaker 16 A (B)	28
Max. ECG no. on circuit breaker 25 A (B)	-
Surge capability (L/N-Ground)	2 kV
Surge capability (L-N)	1 kV
Nominal output voltage	45...240 V
U-OUT (working voltage)	< 250 V
Nominal output current	75...400 mA
Default output current	75 mA
Output current tolerance	$\pm 3$ %
Output ripple current (100 Hz)	< 1 %
Nominal output power	4...38 W
Galvanic isolation	Non isolated



Operating Window

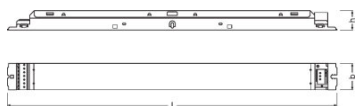
Typical Efficiency v Load 230 V 50 Hz



Typical Power Factor v Load

Typical THD v Load

## Dimensions & weight



Mounting hole spacing, length	350.0 mm
Product weight	235.00 g
Cable cross-section, input side	0.5...1.5 mm <sup>2</sup>
Cable cross-section, output side	0.5...1.5 mm <sup>2</sup>
Wire preparation length, input side	8.5...9.5 mm
Wire preparation length, output side	8.5...9.5 mm
Length	360.0 mm
Width	30.0 mm
Height	21.0 mm

## Colors & materials

Casing material	Metal
-----------------	-------

## Temperatures & operating conditions

Ambient temperature range	-25...+50 °C
Maximum temperature at tc test point	75 °C
Max.housing temperature in case of fault	110 °C
Temperature range at storage	-40...+85 °C
Permitted rel. humidity during operation	5...85 % <sup>1)</sup>

<sup>1)</sup> Maximum 56 days/year at 85 %

## Lifespan

ECG lifetime	50000 / 100000 h <sup>1)</sup>
--------------	--------------------------------

<sup>1)</sup> At maximum  $T_c = 75^\circ\text{C}$  / 10% failure rate / At  $T_c = 65^\circ\text{C}$  / 10% failure rate

## Capabilities

Programming interface	DALI, NFC
-----------------------	-----------

## Product datasheet

<b>Dimmable</b>	Yes
<b>Dimming interface</b>	DALI / Touch DIM / Touch DIM Sensor
<b>Dimming range</b>	1...100 %
<b>Dimming method</b>	DALI / TouchDIM / TouchDIM Sensor
<b>Constant lumen function</b>	Yes
<b>Overheating protection</b>	Yes
<b>Overload protection</b>	Yes
<b>Short-circuit protection</b>	Yes
<b>No-load proof</b>	Yes
<b>Max. cable length to lamp/LED module</b>	2.0 m
<b>Suitable for fixtures with prot. class</b>	I
<b>Suitable for emergency lighting</b>	Yes
<b>Type of connection, output side</b>	Push terminal
<b>Number of channels</b>	2

### Programming

<b>Tuner4TRONIC</b>	Yes
<b>Tuner4TRONIC Field App</b>	No
<b>Programming device</b>	DALI / NFC

### Programmable features

<b>Operating Current</b>	Yes
<b>Tuning Factor</b>	Yes
<b>Constant Lumen</b>	Yes
<b>Lamp Operating Time</b>	Yes
<b>Thermal Protection</b>	No
<b>Driver Guard</b>	Yes
<b>DALI Settings</b>	Yes
<b>Emergency Mode</b>	Yes
<b>DALI-2 Luminaire Data</b>	Yes
<b>Configuration Lock</b>	Yes
<b>Soft Switch Off</b>	Yes
<b>Dim to Dark</b>	Yes
<b>TouchDIM + Sensor</b>	Yes
<b>Corridor Functionality</b>	Yes
<b>Tunable White CCT</b>	Yes
<b>Tunable White High precision</b>	Yes

### Certificates & standards













## Product datasheet

<b>Approval marks – approval</b>	CE / EL / VDE-ENEC / VDE-EMC / CCC / RCM
<b>Standards</b>	Acc. to IEC 61347-1/Acc. to IEC 61347-2-13/Acc. to IEC 62384/Acc. to IEC 61000-3-2/Acc. to IEC 61000-3-3/Acc. to IEC 61547
<b>Type of protection</b>	IP20

### Logistical data

<b>Commodity code</b>	850440829000
-----------------------	--------------

### Download Data

File	
	User instruction OPTOTRONIC LED Power Supply
	Certificates OT EMC 40050085 200220
	Certificates VDE EMC Certificate 40011668
	Certificates OT ENEC 40038085 200220
	Certificates OT EMC 40044675 170420
	Declarations of conformity EU Declaration of Conformity 3633314
	Declarations of conformity EATON(CEAG) Conformity declaration AM28017 OTi DALI35 220-240 400 D NFC TW L
	Declarations of conformity INOTEC Conformity declaration AM28017 OTi DALI35 220-240 400 D NFC TW L
	CAD data OTI DALI D NFC TWL IGS 050220
	CAD data OTI DALI D NFC TWL STEP 050220
	CAD Data 2-dim OTI DALI D NFC TWL CAD2PDF 050220
	CAD data 3-dim OTI DALI D NFC TWL CAD3PDF 050220

### Logistical Data

Product code	Product description	Packaging unit (Pieces/Unit)	Dimensions (length x width x height)	Volume	Gross weight
4052899990302	OTi DALI 35/220...240/400 D NFC TW L	Shipping carton box 20	385 mm x 160 mm x 100 mm	6.16 dm <sup>3</sup>	4871.00 g

## Product datasheet

Product code	Product description	Packaging unit (Pieces/Unit)	Dimensions (length x width x height)	Volume	Gross weight
--------------	---------------------	------------------------------	--------------------------------------	--------	--------------

The mentioned product code describes the smallest quantity unit which can be ordered. One shipping unit can contain one or more single products. When placing an order, for the quantity please enter single or multiples of a shipping unit.

---

### Data privacy

This OSRAM driver can be configured using the Tuner4TRONIC software. This requires registering on [www.myosram.com](http://www.myosram.com) and downloading the Tuner4TRONIC software from the Internet. The Tuner4TRONIC software enables users to access and view the operational data of a luminaire or driver via the corresponding programming interfaces. A password key (Config Lock) must be set up in the driver via the Tuner4TRONIC software in order to control which users can access and view operational data. Follow the instructions for password setup. To grant an external person or company rights to access or view operational data, you can assign password keys. In this case, however, you are responsible for ensuring that the third party concerned takes notice of the information described here. However, OSRAM can read out operating data from devices for maintenance and service purposes even when a password key has been assigned. In individual cases, OSRAM will also use its access rights in order to optimize or improve driver hardware and driver functions. In accordance with data privacy principles, any user of operating data (luminaire manufacturers, third parties with access rights) must ensure that personal data (e.g. name, address, location IDs) are only merged with the prior written consent of the person (end user) concerned. The respective user of the operating data is responsible for providing evidence of consent.

---

### Legal advice

\* The "DALI colour control functionality (part 209 / Device Type 8)" of this product has not been verified by the DiiA.

---

### Disclaimer

Subject to change without notice. Errors and omission excepted. Always make sure to use the most recent release.