

ELEMENT 55/220...240/1200 CS L

ELEMENT SELV | Linear / Area Constant Current – Non dimmable



Areas of application

- Linear lighting for office, school and public areas
- Suitable for luminaires of protection class I

Product family benefits

- Small housing design
- Flexible current setting (DIPswitch – 4 currents)
- Enhanced safety due to overload, overtemperature, short-circuit protection

Product family features

- Line frequency: 50 Hz | 60 Hz
- Supply voltage: 220...240 V
- Lifetime: up to 50,000 h (temperature at T_c max. = -10 °C, max 10% failure rate)
- SELV driver

Technical data

Electrical data

Nominal input voltage	220...240 V
Mains frequency	50/60 Hz
Input voltage AC	198...264 V
Current set	DipSwitch
Power factor λ	0.98 ¹⁾
ECG efficiency	89 % ²⁾
Device power loss	7.0 W ³⁾
Inrush current	12.5 A ⁴⁾
Max. ECG no. on circuit breaker 10 A (B)	25
Max. ECG no. on circuit breaker 10 A (C)	25
Max. ECG no. on circuit breaker 16 A (B)	40
Max. ECG no. on circuit breaker 16 A (C)	40
Surge capability (L/N-Ground)	2 kV
Surge capability (L-N)	1 kV
Nominal output voltage	23...51 V ⁵⁾
Nominal output current	920 / 1050 / 1075 / 1200 mA ⁶⁾
Output ripple current (100 Hz)	< 30 %
Nominal output power	21...61 W
Galvanic isolation	SELV

¹⁾ Full load at 230 V/50 Hz

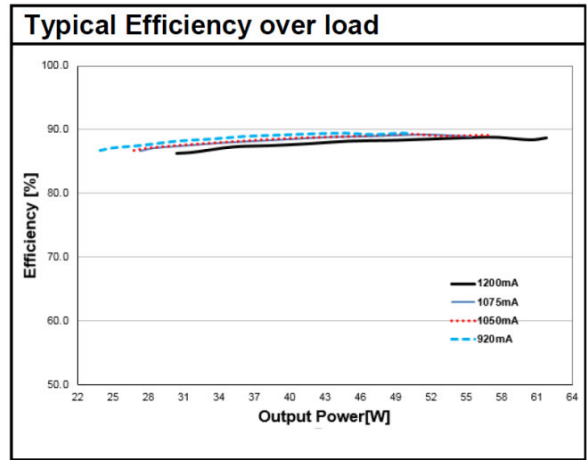
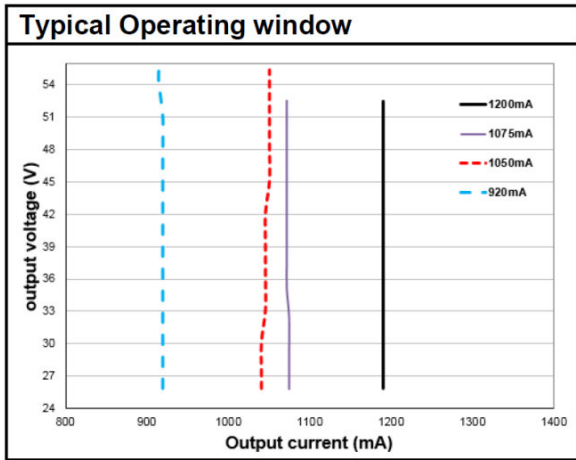
²⁾ At full load and 230 V / At 50 Hz / Typical

³⁾ At 230 V, Input power 68 W max.

⁴⁾ $t_{width} = 180 \mu s$ typical, (measured at 50% I_{peak})

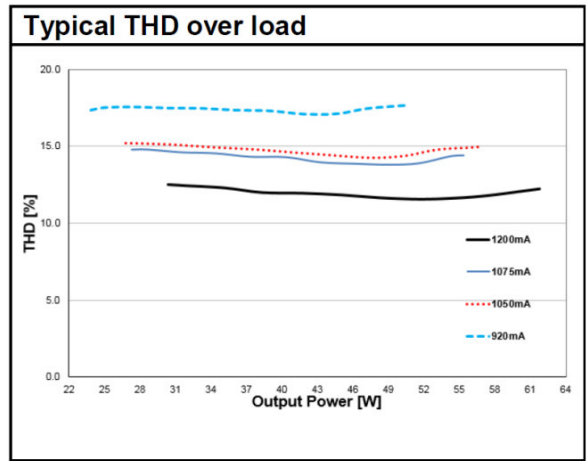
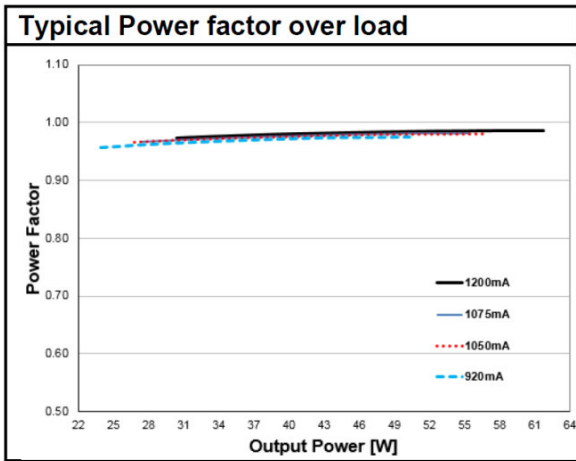
⁵⁾ At 920/1050mA / At 1075/1200mA

⁶⁾ $\pm 7.5\%$



Operating Window

Typical Efficiency v Load 230 V 50 Hz



Typical Power Factor v Load

Typical THD v Load

Dimensions & weight



Mounting hole spacing, length	200.0 mm
Product weight	145.00 g
Cable cross-section, input side	0.5...1.5 / 0.75...1.5 mm ^{2 1)}
Cable cross-section, output side	0.5...1.5 / 0.75...1.5 mm ^{2 1)}
Wire preparation length, input side	7...8 mm
Length	210.0 mm
Width	30.0 mm
Height	21.0 mm

¹⁾ Solid or flexible leads

Temperatures & operating conditions

Ambient temperature range	-20...+50 °C
Maximum temperature at tc test point	80 °C
Max.housing temperature in case of fault	110 °C
Temperature range at storage	-40...+85 °C
Permitted rel. humidity during operation	5...85 % ¹⁾

¹⁾ Non-condensing

Lifespan

ECG lifetime	35000 / 50000 h ¹⁾
---------------------	-------------------------------

¹⁾ At maximum $T_c = 80^\circ\text{C}$ / 10% failure rate, At $T_c = 70^\circ\text{C}$ / 10% failure rate

Additional product data

Encapsulated	No
---------------------	----

Capabilities

Dimmable	No
Overheating protection	Automatic reversible

Product datasheet

Overload protection	Automatic reversible
Short-circuit protection	Automatic reversible
No-load proof	Yes
Max. cable length to lamp/LED module	2.0 m
Suitable for fixtures with prot. class	I
Number of channels	1

Programming

Tuner4TRONIC	No
Tuner4TRONIC Field App	No
Programming device	DIPswitch



Certificates & standards

Approval marks – approval	CCC / CE / RCM / ENEC 05 / KC
Standards	Acc. to IEC 61347-1/Acc. to EN 61347-2-13/Acc. to EN 62384/Acc. to EN 61000-3-2/Acc. to EN 61000-3-3/Acc. to EN 61547
Type of protection	IP20

Logistical data

Commodity code	850440829000
----------------	--------------

Download Data

File
 Certificates ENEC -55W (EN)
 Declarations of conformity ELEMENT CS L CE 3650277 211119.

Logistical Data

Product code	Product description	Packaging unit (Pieces/Unit)	Dimensions (length x width x height)	Volume	Gross weight
4052899553156	ELEMENT 55/220...240/1200 CS L	Shipping carton box 20	228 mm x 138 mm x 160 mm	5.03 dm ³	3178.00 g

The mentioned product code describes the smallest quantity unit which can be ordered. One shipping unit can contain one or more single products. When placing an order, for the quantity please enter single or multiples of a shipping unit.

Product datasheet

Disclaimer

Subject to change without notice. Errors and omission excepted. Always make sure to use the most recent release.