

## ELEMENT 60/220...240/350 D CS L

ELEMENT Non SELV | Linear / Area Constant Current – Non dimmable



### Areas of application

- Linear lighting for office, school and public areas
- Suitable for luminaires of protection class I

### Product family benefits

- Flexible current setting (DIPswitch – 4 currents)
- Small housing for flexible luminaire designs
- High efficiency (up to 94%)
- Enhanced safety due to overload, overtemperature, short-circuit protection

### Product family features

- Line frequency: 50 Hz | 60 Hz
- Supply voltage: 220...240 V
- Lifetime: up to 50,000 h (temperature at  $T_c$  max. = -10 °C, max 10% failure rate)
- Non-isolated drivers

## Technical data

### Electrical data

Nominal input voltage	220...240 V
Mains frequency	50/60 Hz
Input voltage AC	198...264 V
Current set	DipSwitch
Power factor $\lambda$	0.98 <sup>1)</sup>
ECG efficiency	94 % <sup>2)</sup>
Device power loss	3.8 W <sup>3)</sup>
Inrush current	18 A <sup>4)</sup>
Max. ECG no. on circuit breaker 10 A (B)	25
Max. ECG no. on circuit breaker 10 A (C)	25
Max. ECG no. on circuit breaker 16 A (B)	40
Max. ECG no. on circuit breaker 16 A (C)	40
Surge capability (L/N-Ground)	2 kV
Surge capability (L-N)	1 kV
Nominal output voltage	90...175 V <sup>5)</sup>
Nominal output current	200 / 250 / 300 / 350 mA <sup>6)</sup>
Nominal output power	60 W
Galvanic isolation	Non isolated
Output ripple current (100 Hz)	< 30 %

<sup>1)</sup> Full load at 230 V/50 Hz

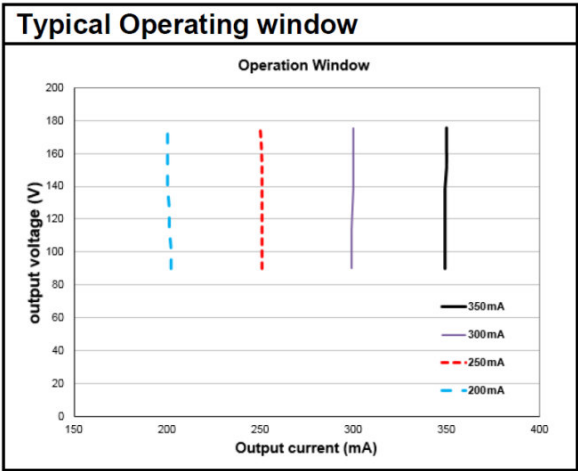
<sup>2)</sup> At full load and 230 V / At 50 Hz / Typical

<sup>3)</sup> At 230 V, full load

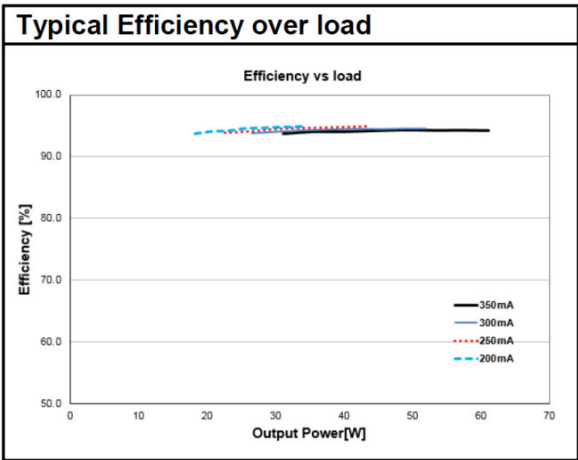
<sup>4)</sup>  $t_{width} = 100 \mu s$  typical (measured at 50 %  $I_{peak}$ )

<sup>5)</sup> At 200/250mA / At 300/350mA

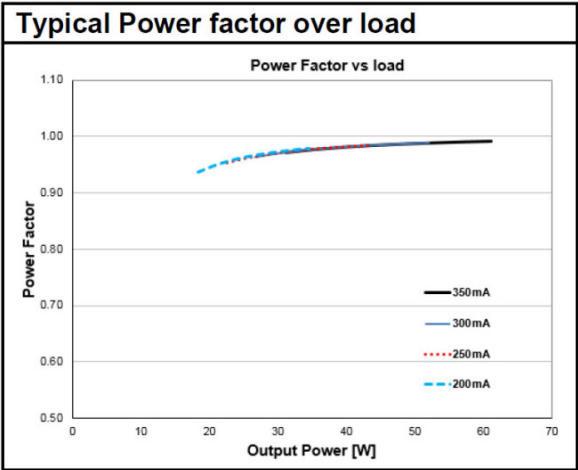
<sup>6)</sup>  $\pm 5\%$



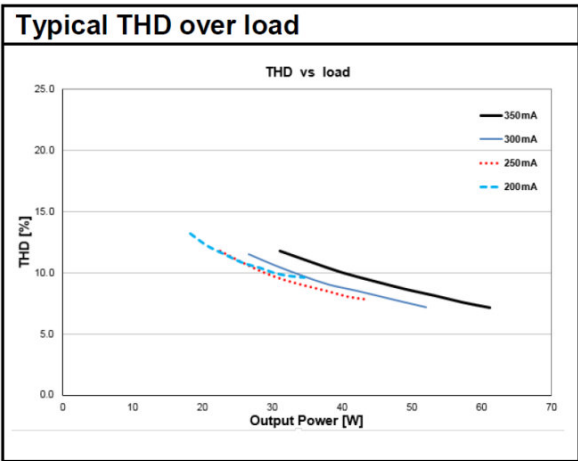
Operating Window



Typical Efficiency v Load 230 V 50 Hz



Typical Power Factor v Load



Typical THD v Load

Dimensions & weight



Mounting hole spacing, length	200.0 mm
Product weight	138.00 g
Cable cross-section, input side	0.5...1.5 / 0.75...1.5 mm <sup>2 1)</sup>
Cable cross-section, output side	0.5...1.5 / 0.75...1.5 mm <sup>2 1)</sup>
Wire preparation length, input side	7...8 mm
Length	210.0 mm
Width	30.0 mm
Height	21.0 mm

<sup>1)</sup> Solid or flexible leads

Temperatures & operating conditions

Ambient temperature range	-20...+50 °C
Maximum temperature at tc test point	75 °C
Max.housing temperature in case of fault	110 °C
Temperature range at storage	-25...85 °C
Permitted rel. humidity during operation	5...85 % <sup>1)</sup>

<sup>1)</sup> Non-condensing

Lifespan

ECG lifetime	35000 / 50000 h <sup>1)</sup>
--------------	-------------------------------

<sup>1)</sup> At maximum T<sub>C</sub> = 75 °C / 10% failure rate / At T<sub>C</sub> = 65 °C / 10% failure rate

Expected Lifetime

Product name				
ELEMENT 60/220...240/350 D CS L	ECG ambient temperature [ta]	-	-	-
	Temperature at tc-point [°C]	75	-	-
	Lifetime [h]	-	-	-

### Additional product data

Encapsulated	No
--------------	----

### Capabilities

Dimmable	No
Overheating protection	Automatic reversible
Overload protection	Automatic reversible
Short-circuit protection	Automatic reversible
No-load proof	Yes
Max. cable length to lamp/LED module	2.0 m
Suitable for fixtures with prot. class	I
Number of channels	1

### Programming

Tuner4TRONIC	No
Tuner4TRONIC Field App	No
Programming device	DIPswitch





### Certificates & standards

Approval marks – approval	CCC / CE / RCM / ENEC 05
Standards	Acc. to IEC 61347-1/Acc. to IEC 61347-2-13/Acc. to IEC 62384/Acc. to IEC 61000-3-2/Acc. to IEC 61000-3-3/Acc. to IEC 61547
Type of protection	IP20

### Logistical data

Commodity code	850440829000
----------------	--------------

### Download Data

File	
	User instruction ELEMENT LED Power Supply
	Certificates ENEC certificate
	Certificates CCC certification 40W60W
	Declarations of conformity ELEMENT D CS L CE 3650284 211119

## Product datasheet

---

### Logistical Data

Product code	Product description	Packaging unit (Pieces/Unit)	Dimensions (length x width x height)	Volume	Gross weight
4052899553118	ELEMENT 60/220...240/350 D CS L	Shipping carton box 20	228 mm x 138 mm x 160 mm	5.03 dm <sup>3</sup>	3038.00 g

The mentioned product code describes the smallest quantity unit which can be ordered. One shipping unit can contain one or more single products. When placing an order, for the quantity please enter single or multiples of a shipping unit.

---

### Disclaimer

Subject to change without notice. Errors and omission excepted. Always make sure to use the most recent release.