

Lamp Current (A): 2.1A  
 Ignitor Voltage (Min.): 0.6KV  
 Luminaire Rating: Enclosed  
 Burning Position: Horizontal±45°

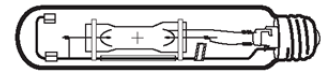
### HIT 250W/HOR/EURO/4K

**Product Number: 57712**

**Lamp Type:** Euro Metal Halide

#### Performance Data

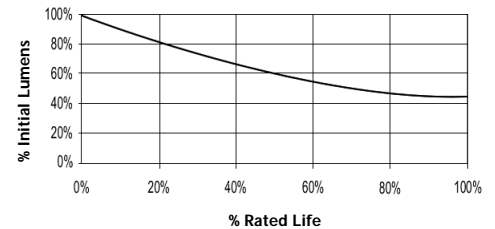
Light Output (Lumens @ 100 hours)	23000
Lamp Lumens Per Watt	92
Rated Life (Hrs. @ 10 Hr. /Start)	10000H
Correlated Colour Temperature (K)	4000H
Chromaticity (CIE - X Y)	385, 390
Colour Rendering Index (CRI) or (Ra)	68
Typical Warm Up Time (Minutes)	3-5
Typical Hot Restart Time (Minutes)	5-10
Burning Position	Horizontal±45°



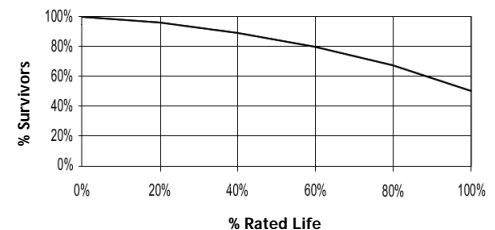
#### Physical Data / Requirements

Base Designation	EP40
Bulb Designation	T46
Bulb Diameter (mm)	46
Max. Overall Length (mm)	225
Light Centre Length (mm)	146
Effective Arc Length (mm)	26.5
Max. Base Temperature (°C)	250
Max. Bulb Temperature (°C)	450
Luminaire Type	Enclosed
Socket Pulse Rating (KV)	4
Mercury Content (mg)	

**Lumen Maintenance**



**Lamp Mortality**



#### Lamp Electrical Data / Requirements

IEC Standard	-
Lamp Wattage (W)	250
Lamp Operating Voltage (V)	133
Lamp Operating Current (Amps)	2.1
Min. Open Circuit Voltage (RMS)	198
Min. Starting Pulse (Peak V)	600
Min. Pulse Width at 540V (microseconds)	260
Min. Pulse Rate Per ½ cycle	1
Pulse Position (Electrical Degrees)	60-90

**Revision:** 28/02/2006

#### Notes:

This Product Specification contains data about typical performance at nominal power. Actual values may depend on ballast and applications. Complies with (CE), Low Voltage (CE), WEEE and RoHS Directives.

This lamp is also compatible with a 3.0-4.5kV ignitor