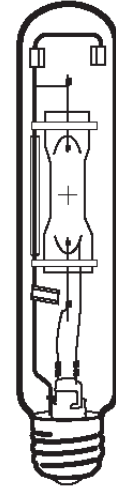


Lamp Current (A): 3.1A  
 Ignitor Voltage: 2.8-4.5KV  
 Luminaire Rating: Enclosed  
 Burning Position: Universal

**HIT 250W/U/LU/740**
**Product Number: 48768**
**Lamp Type:** White-Lux Plus

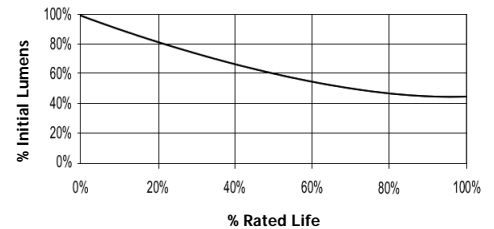
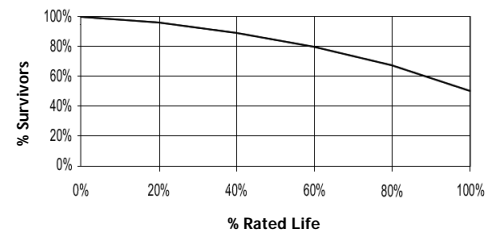
### Performance Data

Light Output (Lumens @ 100 hours)	19000V / 17100H
Lamp Lumens Per Watt	76
Rated Life (Hrs. @ 10 Hr. /Start)	10000V / 7500H
Correlated Colour Temperature (K)	4000
Chromaticity (CIE - X Y)	385, 390
Colour Rendering Index (CRI) or (Ra)	68
Typical Warm Up Time (Minutes)	3-5
Typical Hot Restart Time (Minutes)	5-10
Burning Position	Universal



### Physical Data / Requirements

Base Designation	E40
Bulb Designation	T46
Bulb Diameter (mm)	46
Max. Overall Length (mm)	225
Light Centre Length (mm)	146
Effective Arc Length (mm)	30
Max. Base Temperature (°C)	250
Max. Bulb Temperature (°C)	450
Luminaire Type	Enclosed
Socket Pulse Rating (KV)	4.5
Mercury Content (mg)	

**Lumen Maintenance**

**Lamp Mortality**


### Lamp Electrical Data / Requirements

IEC Standard	-
Lamp Wattage (W)	250
Lamp Operating Voltage (V)	95
Lamp Operating Current (Amps)	3.1
Min. Open Circuit Voltage (RMS)	198
Min. - Max. Starting Pulse (Peak V)	2800-4500
Min. Pulse Width at 2500V (microseconds)	1
Min. Pulse Rate Per ½ cycle	1
Pulse Position (Electrical Degrees)	60-90, 240-270

**Revision:** 28/02/2006

### Notes:

This Product Specification contains data about typical performance at nominal power. Actual values may depend on ballast and applications. Complies with (CE), Low Voltage (CE), WEEE and RoHS Directives.