

Technical section

Wiring diagrams

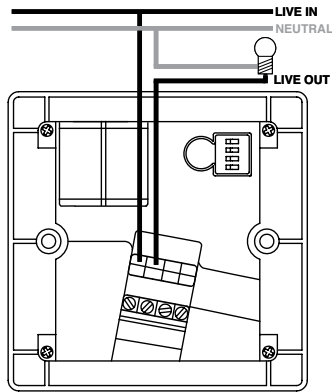
Illuminated PIR Timer - 2 Wire

PIR Timer fitting - 2 Wire*

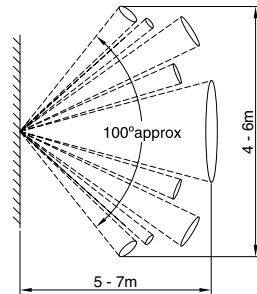
376A-1, 570A-3

Rating at 240V a.c.

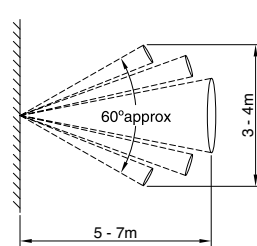
- 16A
- Time Delay 2min - 2h



Plan View



Side View



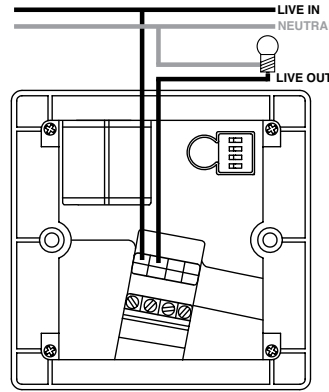
Illuminated Push Button / Touch Timer - 2 Wire

Push Button / Touch Timer fitting (illuminated) - 2 Wire*

350A-1, 360A-1, 550A-3, 560A-3

Rating at 240V a.c.

- 16A
- Time Delay 2min - 2h



Power Factor Correction Capacitor (PFCC-1)

When using 2 wire units with compact fluorescent or very low power lighting a power factor correction capacitor of 4 microfarads will often be required.

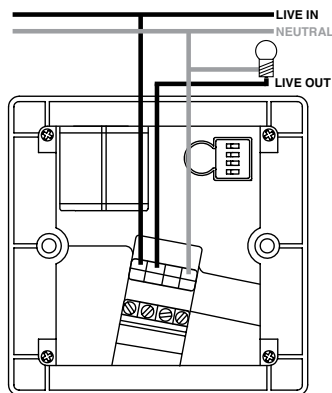
Illuminated PIR Timer - 3 Wire

PIR Timer fitting - 3 Wire**

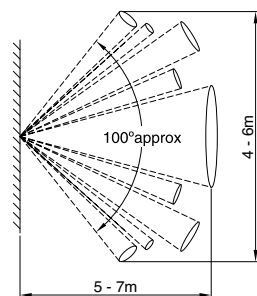
370A-1, 570A-1

Rating at 240V a.c.

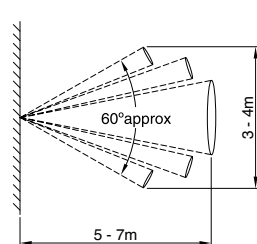
- 16A
- Time Delay 2min - 2h



Plan View



Side View



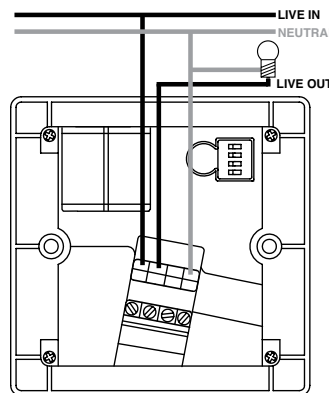
Illuminated Push Button / Touch Timer - 3 Wire

Push Button / Touch Timer fitting (illuminated) - 3 Wire**

3875A-1, 2235A-1, 550A-1, 560A-1

Rating at 240V a.c.

- 16A
- Time Delay 2min - 2h



NOTE: Capacitor will be required when switching compact fluorescent or very low power lighting. For example: 2D fittings, energy saving lamps, LEDs or any low power consuming loads and must be used across contactors.

*See Section 6/9 for 2 Wire dipswitches **See Section 6/9 for 3 Wire dipswitches

IMPORTANT NOTICE: All wiring should be carried out by a competent person or a qualified Electrician in accordance with the current IET Wiring Regulations. If you believe the unit is faulty call Elkay technical on 01675 468200 or return to place of purchase.