



product details

PTi 70/220-240 I

Product description: PTi 70/220-240 I
 Product code: 4008321099501
 Quantity: Unpacked (UNV) contains 1 Piece (PCE)

You can find this product in the eCatalog:

http://catalog.mynosram.com?~language=EN&~country=COM&it_p=4008321099501

Applications	
Cable types, input side	H03VV-F 2x0.75 mm ² H03VV-F 2x1.5 mm ² H03VV-F 2x2.5 mm ² H03VV-F 3x1.5 mm ² H03VV-F 3x2.5 mm ² H05VV-F 2x0.75 mm ² H05VV-F 2x1.5 mm ² H05VV-F 3x0.75 mm ²
Dimmable	No
ECG reset time	> 0.5 s
Overtemperature protection	automatic switch off, reversible by mains reset
Restriction on ignition time	20 min

Categorizations	
SEG number	7980179

Certificates & Standards	
Approval marks - approval	VDE VDE-EMC ENEC 10
Standards	acc. to EN 61347-2-12 acc. to EN 55015:2006 + A1:2007 acc. to EN 61000-3-2 acc. to EN 61547
Type of protection	IP20

General Description	
Design / version	With cable clamp

Logistical Data	
Product weight	275 g
Relative humidity	5...85 % ¹⁾
Temperature range at storage	-40...85 °C

Technical - Electrical Data	
Inrush current	40 A
Rated power factor λ	0.95 ²⁾
Maximum mains current	0.35 A
Nominal voltage	220-240 V
Mains frequency	50-60 Hz
DC voltage	-
Lamp wattage	73 W
Operating frequency	0.165 kHz
Ignition voltage	4.5 kVp
Device power loss	6.5 W
Max. no. of ECGs on circuit breaker 10 A	7
Max. no. of ECGs on circuit breaker 16 A	13
Maximum cable capacity ECG/lamp	120 pF
TH full width at half maximum	250 μs
Type of current	AC

Technical - Geometries	
Cable cross-section, input side	0.75...2.5 mm ²



05.08.2011

Subject to change without notice. Errors and omission excepted.

© 2011 OSRAM AG

Page 1 of 4



Technical - Geometries	
Cable cross-section, output side	0.75...2.5 mm ²
Maximum cable length - system	1.5 m
Length	155.00 mm
Width	83.00 mm
Nominal voltage	32.00 mm
Mounting hole spacing, length	163 mm
Wire preparation length, input side	10...11 mm
Wire preparation length, output side	10...11 mm

Technical - Temperatures	
Ambient temperature range	-25...+50 °C
Operating temperature	75 °C
Max. housing temperature in case of fault	110 °C

Packaging units				
Product code	Packaging type and content	Dimensions in h x w x l	Gross weight	Volume
4008321099501	Unpacked contains 1 Piece	83,000 mm x 31,000 mm x 165,000 mm	275,000 g (0,000 g)	0,419 Cubic dec.
4008321099518	Shipping carton box contains 20 Piece	365,000 mm x 110,000 mm x 437,000 mm	6.230,000 g (0,000 g)	17,386 Cubic dec.

POWERTRONIC INTELLIGENT PTi I and SNAP for HID lamps - with strain relief

PTi I - highly practical with strain relief

- Extended terminal section enables mains looping
- Screw-down cable clamps for reliable strain relief
- Screwless plug-in terminals for rapid and precise cabling
- Split cable clamps for easier advance cabling work with tried and trusted cable connection systems
- Small casing dimensions make the units suitable also for small ceiling openings

PTi SNAP - optimum convenience for remote installation

- Integrated socket/plug offers many benefits
- Rapid error-free installation of the power and luminaire connections
- Incorrect wiring virtually impossible thanks to coded plug/socket
- Simple primary-side looping
- Based on the established ST 18/GST 18 plug system
- Equipped with ST 18 universal socket on the luminaire side for a large number of existing ST 18 solutions
- Equipped with a GST 18 connector on the primary side for the power supply
- Casing lock for correct strain relief for the cables
- Excellent thermal properties and long reliable life at maximum permitted temperatures

General

- Supply voltage: 220 V-10 %/240 V+10 %
- Line frequency: 50-60 Hz
- Not suitable for dc operation
- RI suppression: to EN 55015 (A1: 2007) up to 300 MHz
- Safety: to EN 61347-2-12
- Line harmonics: to EN 61000-3-2
- Immunity: to EN 61547
- Luminous flux factor 1 compared with CCG operation
- Instant hot restart not possible
- VDE Sign EMV Sign ENEC 10

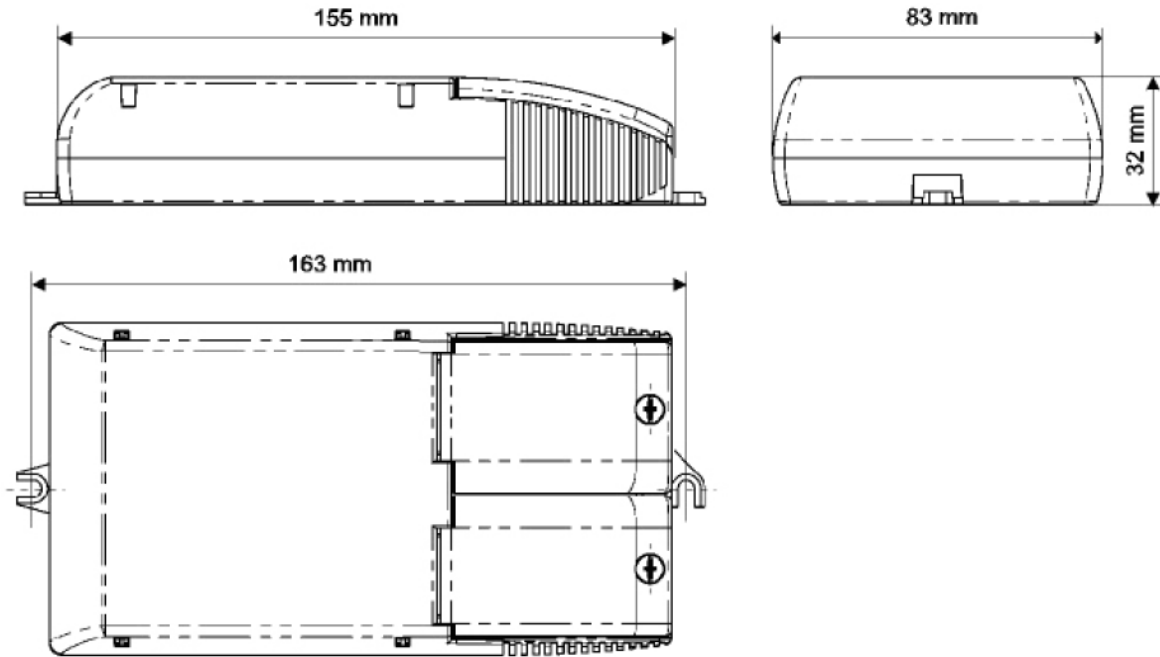
1) Maximum 56 days/year at 85 %

2) Minimum



product details

PTi 70/220-240 I



Thermisches Verhalten beim Einbau in Leuchten:

Durch die Verlustleistung des Vorschaltgerätes und der Wärmeentwicklung der Lampe kann es in einem geschlossenen Raum zu einem Wärmestau kommen.

Deshalb ist es nötig, sicher zu stellen, dass auch unter ungünstigen Bedingungen die zulässige Temperatur am Messpunkt des POWERTRONIC nicht überschritten wird.

Achtung:

Gemäß den Sicherheitsvorschriften ist das Gerät vor Lampenwechsel vom Netz zutrennen! Erdungsklemmen am Gerät nicht zum Durchschleifen der Erdverbindung geeignet.

Thermal characteristics:

Ballast losses and lamp heat radiation can lead to heat accumulation in a complete closed case.

Therefore it is necessary to ensure, that the temperature at the measuring point tc does not exceed the maximum value.

Attention:


For safety reasons disconnect the device before replacing the lamp.

Terminals for protective earth not suitable for any through connection.



Wiring diagram


Installation by qualified electricians only.

The LUM PE earthing terminal (marked with this symbol: ) is only allowed for earthing of the fixture, which is powered by this control gear.

Max. lamp cable length is 1,5m; Cable should be twisted for favourable EMC behaviour.

Anschlusschema

Installation nur durch qualifiziertes Fachpersonal.

Mittels der LUM PE Erdungsklemme (gekennzeichnet mit diesem Symbol: ) des EVG dürfen ausschließlich Leuchten angeschlossen werden, die von diesem EVG betrieben werden.

Max. Leitungslänge zwischen EVG und Lampe ist 1,5m.

Für bestmögliches EMV-Abstrahlverhalten sollten die Leitungen verdreht werden.

