

Lamp Current (A): 6.2A

Ignitor Voltage: 4-5KV

Luminaire Rating: Enclosed

Burning Position: Universal

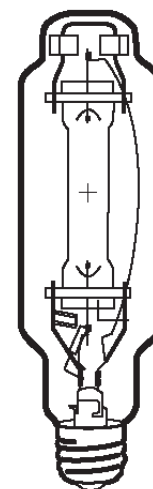
HIT 600W/U/LU/740

Product Number: 54631

Lamp Type: White-Lux Plus

Performance Data

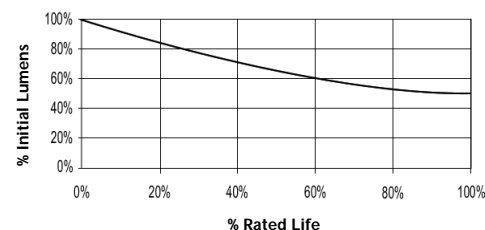
Light Output (Lumens @ 100 hours)	55000
Lamp Lumens Per Watt	92
Rated Life (Hrs. @ 10 Hr. /Start)	12000V / 9000H
Correlated Colour Temperature (K)	4000
Chromaticity (CIE - X Y)	385, 390
Colour Rendering Index (CRI) or (Ra)	68
Typical Warm Up Time (Minutes)	3-5
Typical Hot Restart Time (Minutes)	5-10
Burning Position	Universal



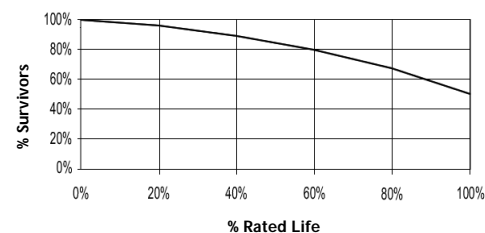
Physical Data / Requirements

Base Designation	E40
Bulb Designation	T76
Bulb Diameter (mm)	76
Max. Overall Length (mm)	283
Light Centre Length (mm)	175
Effective Arc Length (mm)	52
Max. Base Temperature (°C)	250
Max. Bulb Temperature (°C)	525
Luminaire Type	Enclosed
Socket Pulse Rating (KV)	4-5
Mercury Content (mg)	

Lumen Maintenance



Lamp Mortality



Lamp Electrical Data / Requirements

IEC Standard	-
Lamp Wattage (W)	600
Lamp Operating Voltage (V)	110
Lamp Operating Current (Amps)	6.2
Min. Open Circuit Voltage (RMS)	230
Min. - Max. Starting Pulse (Peak V)	4000 -5000
Min. Pulse Width at 2700V (microseconds)	2
Min. Pulse Rate Per ½ cycle	1
Pulse Position (Electrical Degrees)	60-90, 240, -, 270

Revision: 28/02/2006

Notes:

This Product Specification contains data about typical performance at nominal power. Actual values may depend on ballast and applications. Complies with (CE), Low Voltage (CE), WEEE and RoHS Directives.