

Electronic Superimposed Ignitors for HS Lamps 70 (DE) to 400 W and HI Lamps 35 to 400 W

Standard version or with automatic switch-off
Compact shape

For high pressure sodium lamps (HS),
metal halide lamps (HI) and
ceramic discharge lamps (C-HI)

Ignition voltage: 4–5 kV

Phasing of the ignition voltage:
60–90 °el and 240–270 °el


Max. permitted casing temperature: 105 °C

Fastening: male nipple with pre-assembled
washer and nut

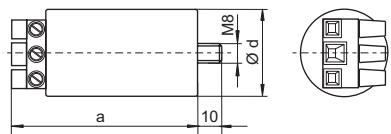
For luminaires of protection class I and II

For luminaires of protection class I

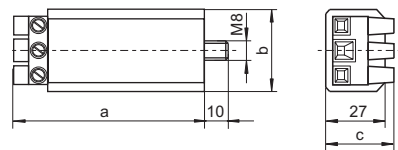
(140594, 147707)



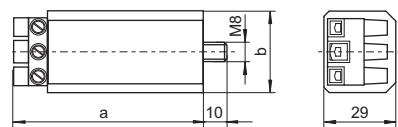
Al casing



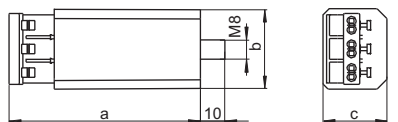
PC casing – K



PC casing – K D20



PC casing – with push-in terminals



Type	Ref. No.	Voltage AC 50–60 Hz V	Max. lamp current A	Internal loss W	Inherent heating K	Ignition voltage kV	Load capacity pF	Switch-off time sec./Hz	Casing d (Ø) mm	a mm	b mm	c mm	Weight g
Aluminium casing (Al) with screw terminals: 0.75–4 mm²													
Z 400 M	140594	220–240	5	< 3	< 35	4–5	20–50	–	35	76	–	–	140
Z 400 M VS-Power	147707**	220–240	5	< 3	< 35	4–5	20–50	–	35	76	–	–	140
Z 400 M S	140693	220–240	5	< 3	< 35	4–5	20–50	–	35	76	–	–	140
Plastic casing (PC) with screw terminals: 0.75–4 mm²													
Z 400 M K	140597	220–240	5	< 3	< 35	4–5	20–50	–	–	78	34	27	130
Z 400 M K VS-Power	142897**	220–240	5	< 3	< 35	4–5	20–50	–	–	78	34	27	130
Z 400 M K D20	141582*	220–240	5	< 3	< 35	4–5	20–50	1216/50–60	–	80	34	30	145
Plastic casing (PC) with push-in terminals: 0.5–2.5 mm²													
Z 400 M K	142360	220–240	5	< 3	< 35	4–5	20–50	–	–	81	34	27	130
Z 400 M K VS-Power	142361**	220–240	5	< 3	< 35	4–5	20–50	–	–	81	34	27	130
Z 400 M K D20	142370*	220–240	5	< 3	< 35	4–5	20–50	1216/50–60	–	83	34	30	145

Recommended for outdoor lighting

* With IPP technology

** Not suitable for C-HI lamps